

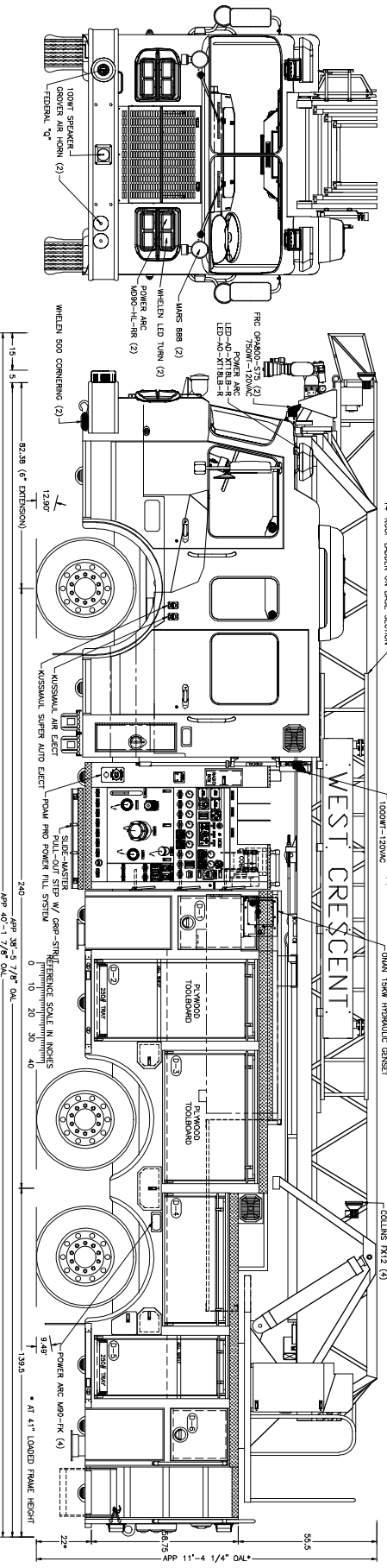
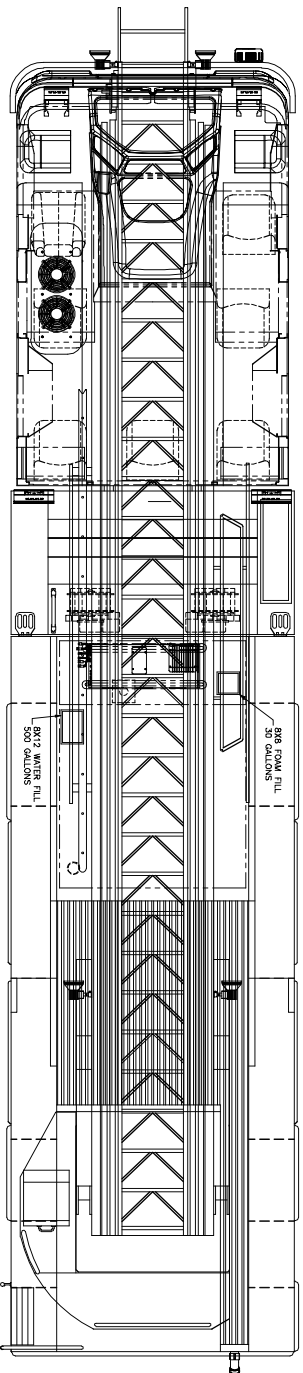
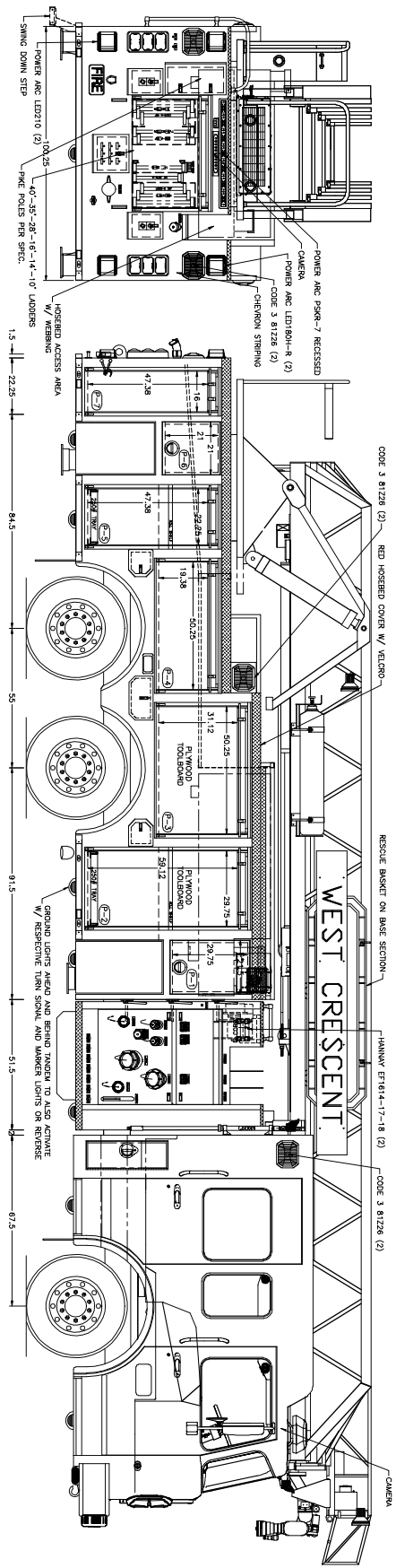


**West Crescent Fire District
Clifton Park NY**

Spartan Gladiator LFD Chassis
500 Cummins ISM Engine
Roll Stability Control w/ Rol-Tek Air Bag System
1500 GPM Hale Pump
2002 Foam Pro System
Bolted Brushed Stainless Body
109' RK Aerial
500 lb. Tip load
1000 GPM Waterway
15 kW Onan Generator







NOTE:
 DIMENSIONS SHOWN ARE APPROXIMATE AND ARE SUBJECT TO MINOR CHANGE AS MAY BE FOUND NECESSARY DURING CONSTRUCTION. MINOR DETAILS MAY NOT BE SHOWN. THIS DRAWING AND THE WRITTEN SPECIFICATIONS PROVIDED BY TOWNE ARE THE WRITTEN SPECIFICATIONS SHALL PREVAIL.

COMP	HEIGHT	WIDTH	DEPTH	CU.FT.	COMP	HEIGHT	WIDTH	DEPTH	CU.FT.
D/P-1	34.62	23.38	14	6.56	D/P-6	22.39	26.39	14	4.79
D/P-2 INNER	28.00	36.38	11	6.49	P-7	56.38	18.75	14	8.57
D/P-2 OUTER	68.12	36.38	14	20.08	FRT HOSEBED	23.50	60.38	14	5.84
D/P-3	40.12	60.75	14	19.75	MID HOSEBED	11.75	16	7.40	1.40
D/P-4	28.38	56.88	10	13.08	HOSEBED	11.75	85	5.78	8.5
D/P-4 INNER	28.00	28.88	10	4.68	CROSSSLAY	13	74	13.36	16.0
D/P-5 OUTER	56.38	28.88	14	13.20	LADDERS	26	43	248	160.46

CHASSIS: SPARTAN GLADIATOR LTD	
WB-CR: 240" - 172.5" - 90"	
BODY: BOLTED STAINLESS	
PUMP: HALE QMAX 1500	
TANK: 500/30 UPF POLY	
AERIAL: RK 109' REAR MOUNT LADDER	
GEN: ONAN 15KW HYDRAULIC	
TOWNE FIRE APPARATUS	
BREDEN, IOWA 51436	
WEST CRESCENT	
109' REAR MOUNT LADDER	
SCALE: 1/68	DATE: 23 JAN 2008
DATE: 23 JAN 2008	DISC: wrcrescent-0